

CPF11

Pulse extension | 24 V DC | 1 PNP Transistor

Time data

Timing functions	A, K, L
Timing range	5 ms ... 60 ms / 50 ms ... 600 ms
Timing scale	60 ms / 600 ms

Main circuit

Number of outputs	⚡ 1 NO
Output type	PNP Transistor
Output voltage range	10 ... 32 V (Potential of +)
Rated current	0.8 A
Inrush current	2 A, 5 s
Typ. leakage current	1 µA
Rated load DC	0.8 A, 32 V
Mechanical endurance (cycles)	∞
Electrical endurance at rated load DC-1 (cycles)	∞

Control circuit

Nominal voltage	24 V DC
Operating voltage range	15 ... 32 V DC
Power consumption AC / DC	- / 0.4 W
Current consumption on supply A1-A2 AC / DC	- / 16 mA
Current consumption on input control B1 AC / DC	E1: 5 mA @ 24 V; E2: 1.8 mA @ 24 V
Threshold voltage on input control B1 AC / DC	E1: 10 V; E2: 16 V
Rated frequency	DC

Insulation

Pollution degree	2
Overtoltage category	III

General data

Ambient temperature storage (no ice)	-40 ... 85 °C
Ambient temperature operation	-25 ... 60 °C
Ambient temperature operation derated power	-25 ... 60 °C (I _N 0.7 A)
Conductor cross section	2.5 mm ² , 2 x 1.5 mm ²
Nominal screw torque	0.4 Nm
Dimensions	fig. 4
Weight	60 g
Protection degree	IP 20
Housing material	PC

Product reference

Description	Type	24
DC supply	CPF11/DC...V	✓

Other voltages on request. Please contact support@comatreleco.com.

«...» list control circuit voltage to complete product references.

Accessories

Labels	BZS DIN 17.5 mm
--------	-----------------




fig. 1. Wiring diagram

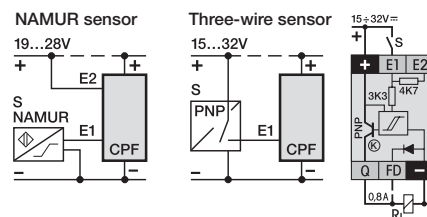
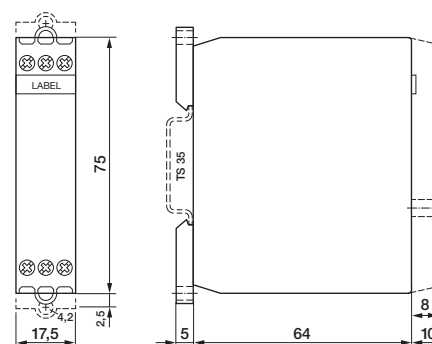


fig. 2. Dimensions (mm)

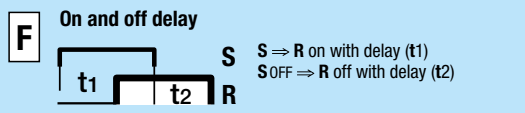
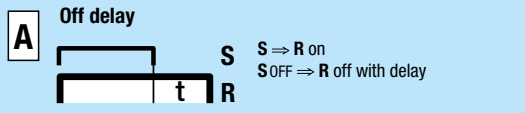
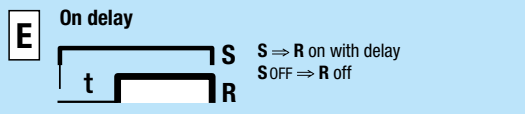


Standards and approvals

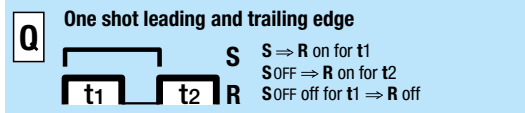
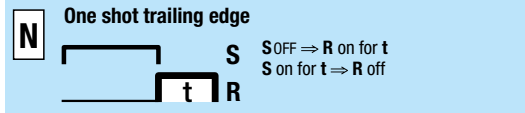
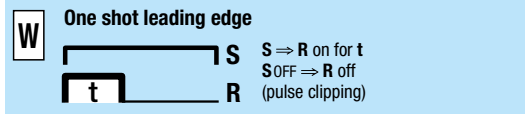
Standards IEC/EN 60947

Approvals

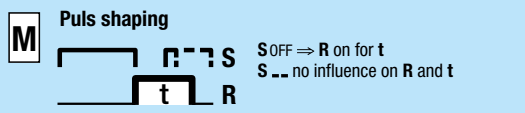
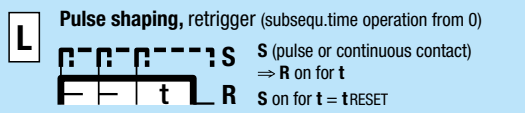
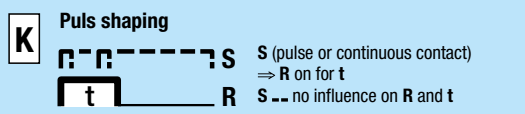
Delay functions



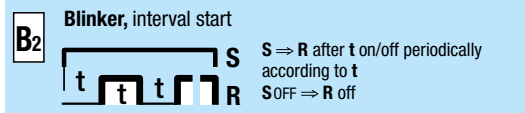
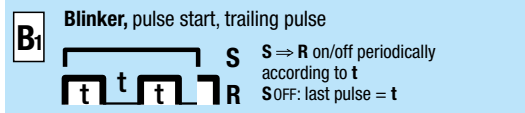
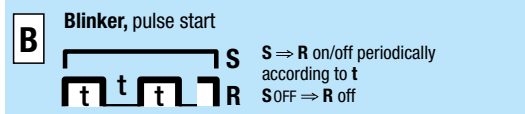
Shot timing modes



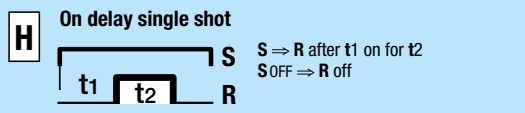
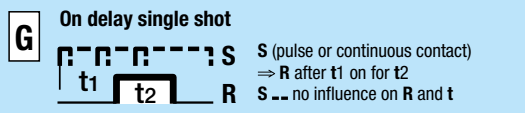
Puls shaping



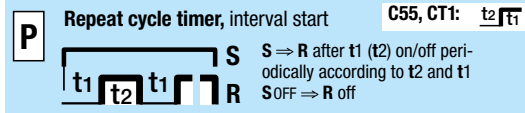
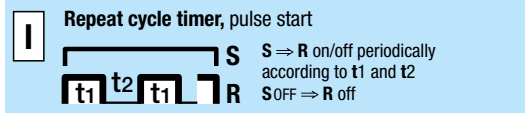
Blinker functions



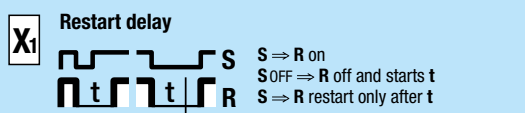
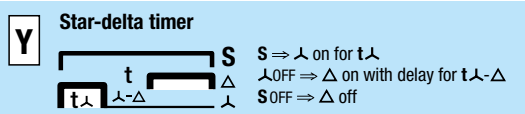
Delayed pulse



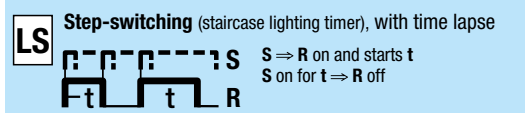
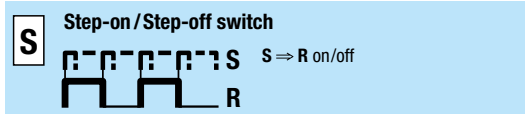
Repeat cycle timer




Special functions



Special functions



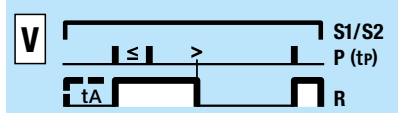
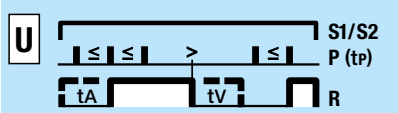
Stop / Reset



S = Triggering
R = Output circuit
⇒ = switches...



Pulse sequence monitoring



S1/S2 = Monitoring start
P = Pulse sequence
tP = Pulse separation

≤: Pulse separation is **smaller** than the time tP
>: Pulse separation is **larger** than the time tP

Start with S1 = **without** start-up short-out tA
Start with S2 = start-up short-out tA

tV = settable alarm delay
delay (tA = tV)

